






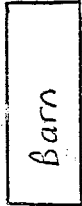

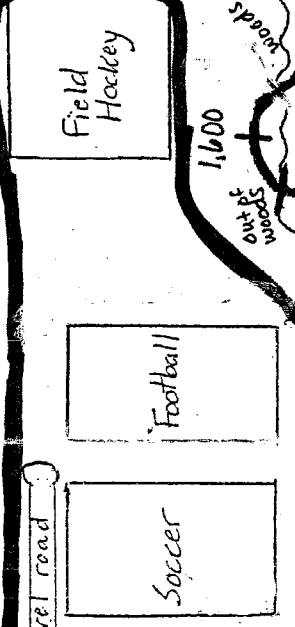
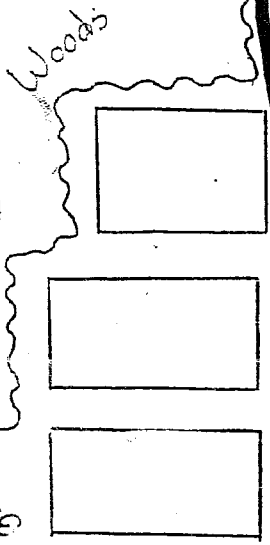



New Egypt Primary School

Gravel



*extra field added due to water tower loss

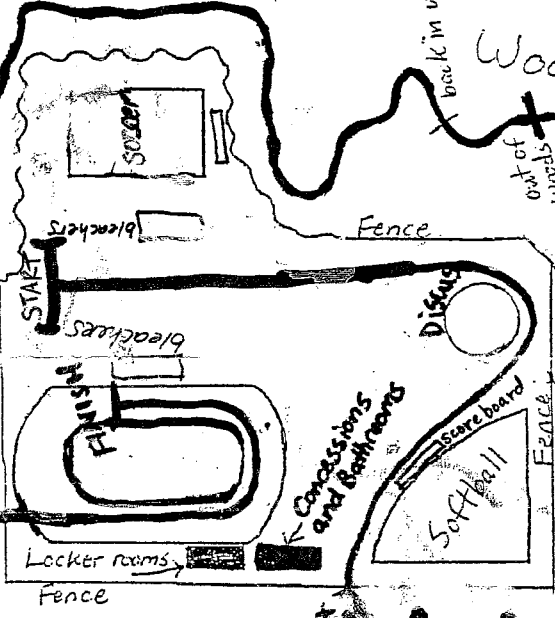


FLAGS
*red flag = left turn
*yellow flag = right turn
*blue flag = straight

Woods

1,600
out of woods

wood bridge



*clearing here - do not cut through

back in woods

Woods

Enter first opening into

NEW EGYPT'S
Cross-Country Course
3.1 miles N.J.S.I.A.A. CE

Evergreen Road